

Duncaster is where
a solid future is based on financial stability
and the generous consideration of our donors & supporters.

2021 Statement of Activities

Revenue: \$31,476,846

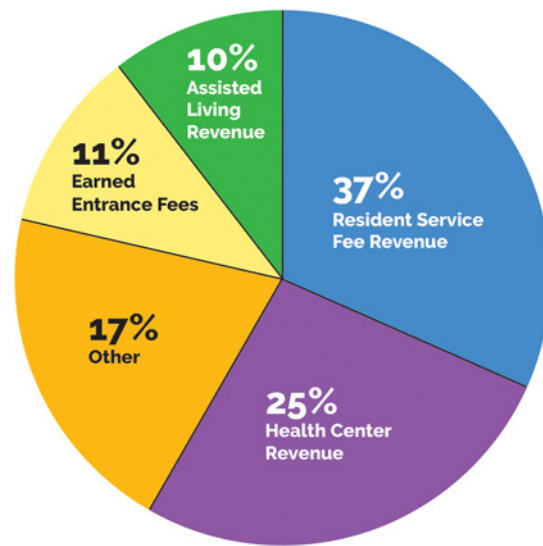
Resident Service Fee Revenue: \$11,620,330

Earned Entrance Fees: \$3,500,694

Health Center Revenue: \$7,845,718

Assisted Living Revenue: \$3,178,278

Other Income: \$5,331,826



Expenses: \$30,499,225

Medical & Other Resident Care: \$8,596,602

General & Administrative: \$9,314,634

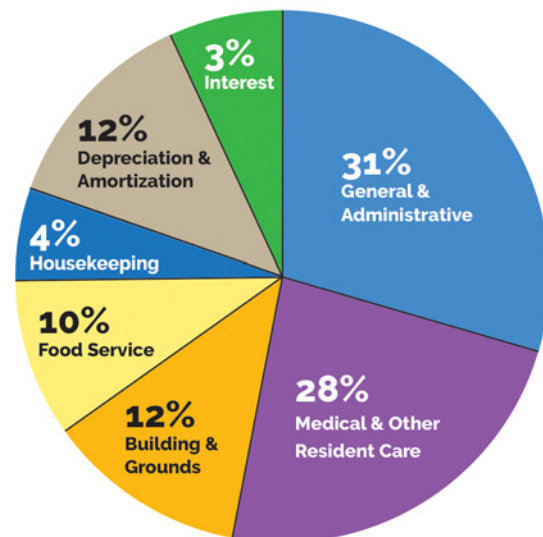
Building & Grounds: \$3,521,544

Food Service: \$3,171,557

Housekeeping: \$1,155,469

Depreciation & Amortization: \$3,765,473

Interest: \$973,946



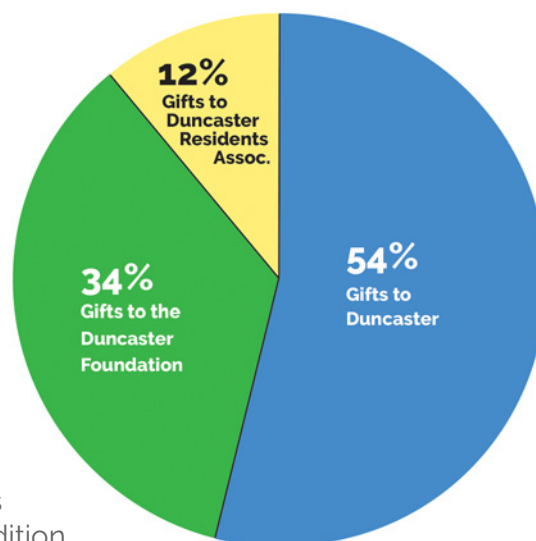
Increase in Unrestricted Net Assets: \$2,933,153

Income from Operations: \$977,621
Write-Offs/Project Costs: (\$532,697)
Change in Unrealized Gain on Investments: \$2,560,199
Change in Future Services Obligation: \$0
Change in Interest Rate Swap Obligation: (\$71,970)

Philanthropic Impact: \$1,415,847

Gifts to The Duncaster Foundation: \$485,696
Gifts to Duncaster Residents Association: \$170,000
Gifts to Duncaster: \$760,151

Additionally, The Duncaster Foundation contributed \$432,959 to Duncaster based on its endowment spending policy. A one-time special allocation for salary adjustments was also made along with other specified donations. In addition, to the above, Duncaster received \$578,888 in Covid-19 relief in the form of State and Federal Grants.



Financial information reflects the operating results of Duncaster, Inc. for the year ending December 31, 2021. A complete set of audited financial statements is available upon request.